

---

Assembly Instructions

Instructions d'assemblage

Instrucciones de ensamblado

組み立てプラン付き

---



---

Before beginning, review these instructions completely.

Always check local building codes.

Select roof and trim materials, and door hardware, (not included in Material List) if desired.

T-Hinge recommended for door. Other types of hinges may require modification to door width.

---

---

Avant de commencer, bien lire au complet ces instructions.

Toujours vérifier les codes locaux du bâtiment.

Sélectionner les matériaux de toit et de garniture, et la quincaillerie de porte, (non compris dans la Liste des matériaux) si désiré.

Charnières en T recommandées pour la porte. D'autres types de charnières peuvent nécessiter une modification à la largeur de la porte.

---

---

Antes de empezar, lea estas instrucciones completamente.

Siempre verifique los códigos de construcción locales.

Seleccione los materiales para el techo y el borde, y la herrajería para puertas (no incluida en la lista de materiales), si lo desea.

Se recomienda bisagra en T para la puerta. Otros tipos de bisagra pueden requerir modificación del ancho de la puerta.

---

---

始める前に、この説明書をすべてお読みください。

お住まいの地域の建築基準法を必ず確認してください。

材料リストには載っていない屋根材やトリム（装飾）、そしてドア金具などをお好みで選択してください。


ドアにはT型のちょうつがいをお勧めします。その他のちょうつがいは、ドアの幅を調節する必要があることがあります。

---

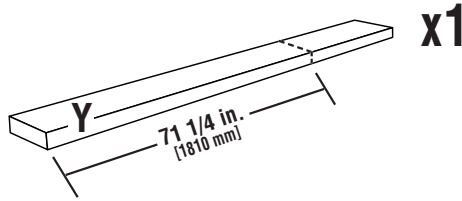
**7 ft. x 8 ft.**  
[2134 mm x 2438 mm]

**8 ft. x 14 ft.**  
[2438 mm x 4267 mm]

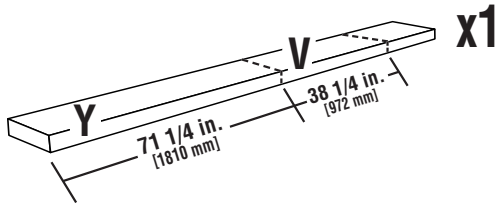
**10 ft. x 22 ft.**  
[3048 mm x 6706 mm]



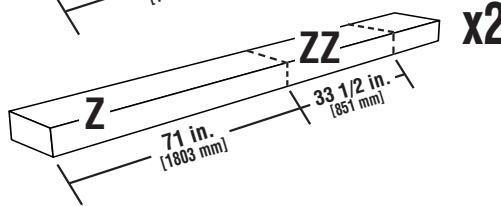
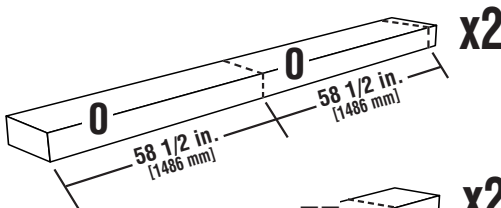
**1x4 x 8 ft.**  
[19 mm x 89 mm x 2438 mm]



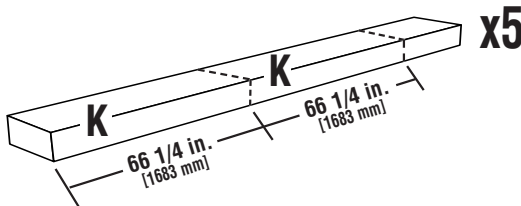
**1x4 x 10 ft.**  
[19 mm x 89 mm x 3048 mm]



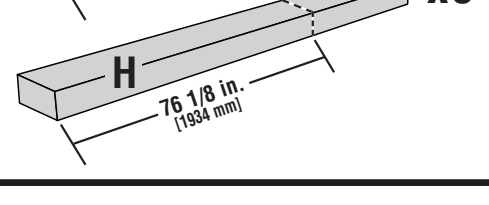
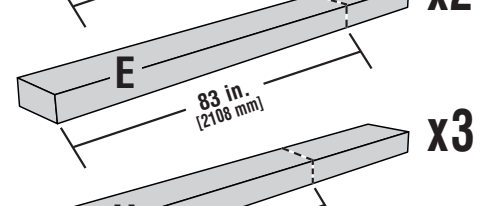
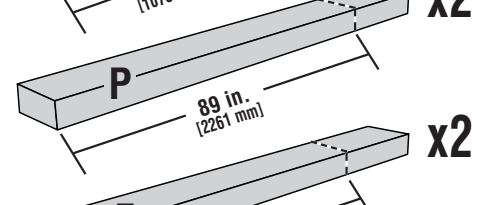
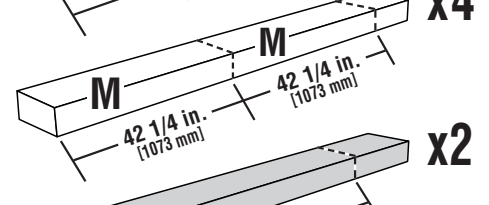
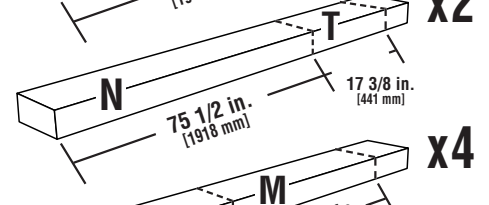
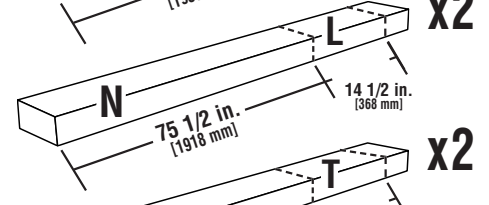
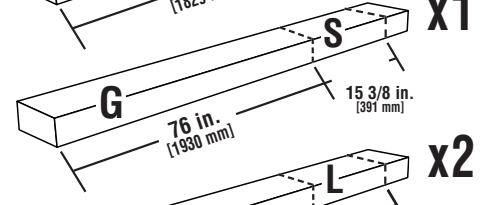
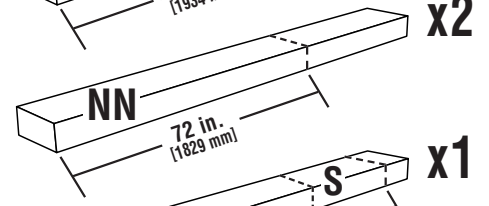
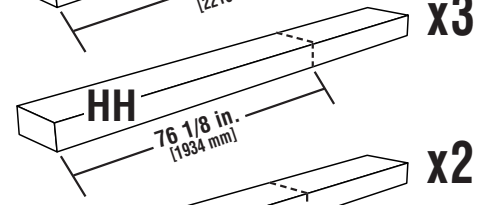
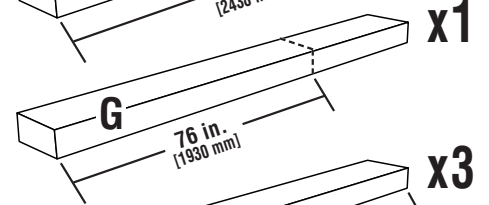
**2x4 x 10 ft.**  
[38 mm x 89 mm x 3048 mm]



**2x4 x 12 ft.**  
[38 mm x 89 mm x 3658 mm]



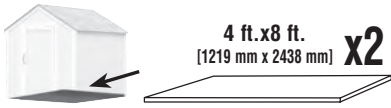
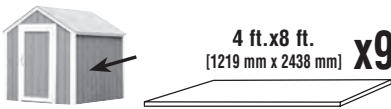
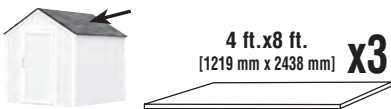
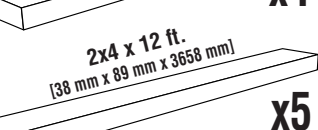
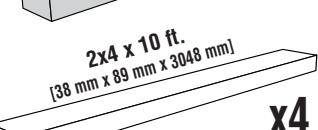
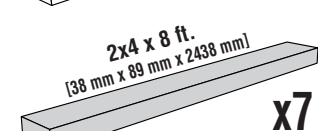
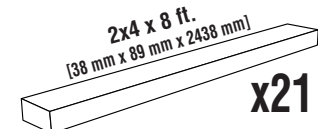
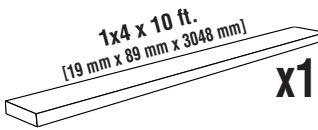
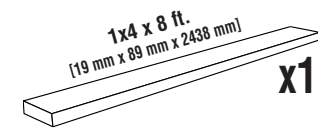
**2x4 x 8 ft.**  
[38 mm x 89 mm x 2438 mm]




**1 1/4 in.**  
[32 mm] **3 lbs.**  
[1.4 kg]

**2 1/2 in.**  
[64 mm] **3 lbs.**  
[1.4 kg]

= Pressure-treated  
= Traité sous pression  
= Tratado de presión  
= 加压注入






7 ft. x 8 ft.  
[2134 mm x 2438 mm]



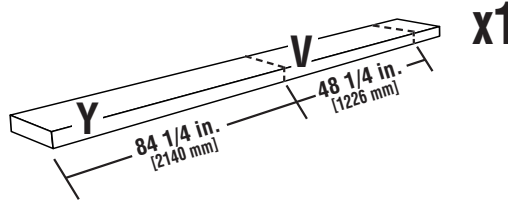
8 ft. x 14 ft.  
[2438 mm x 4267 mm]



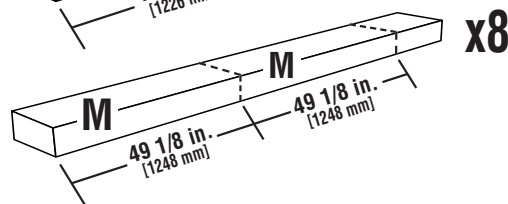
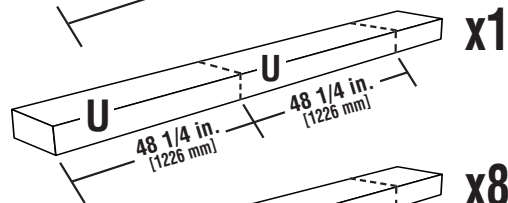
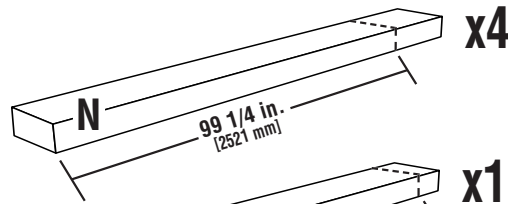
10 ft. x 22 ft.  
[3048 mm x 6706 mm]



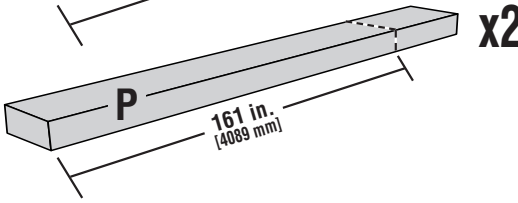
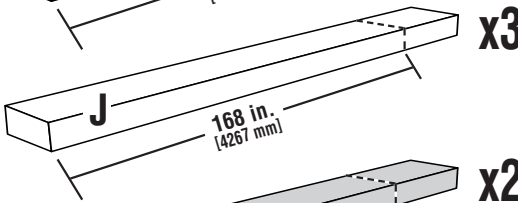
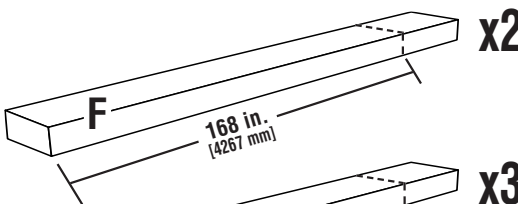
1x4 x 12 ft.  
[19 mm x 89 mm x 3658 mm]



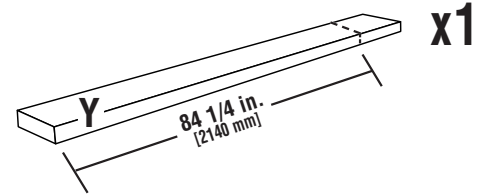
2x4 x 10 ft.  
[38 mm x 89 mm x 3048 mm]



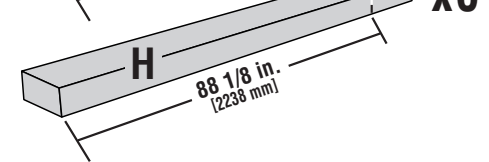
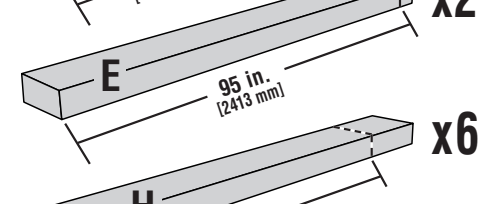
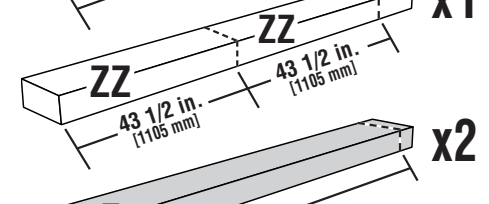
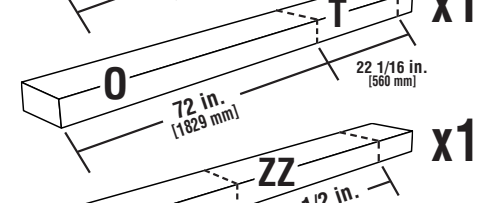
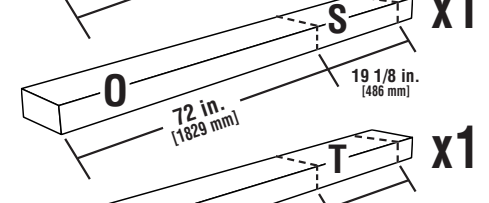
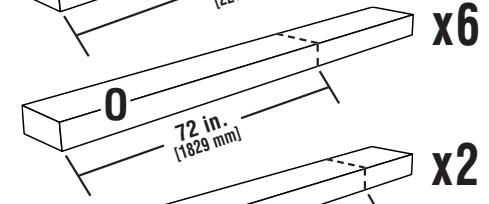
2x4 x 16 ft.  
[38 mm x 89 mm x 4877 mm]



1x4 x 8 ft.  
[19 mm x 89 mm x 2438 mm]



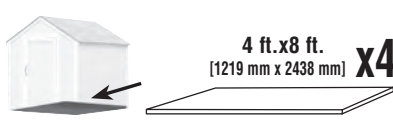
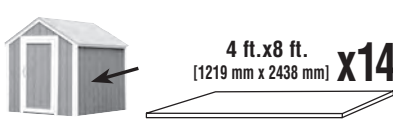
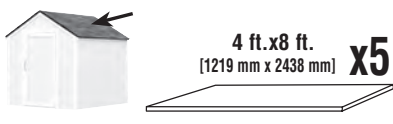
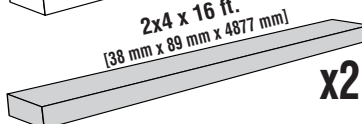
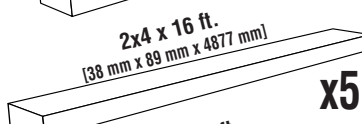
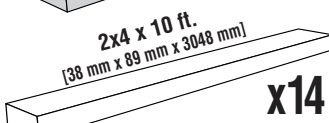
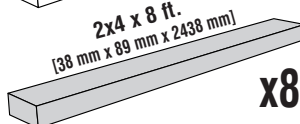
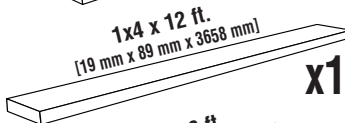
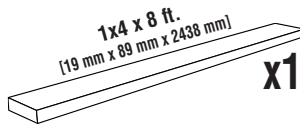
2x4 x 8 ft.  
[38 mm x 89 mm x 2438 mm]



1 1/4 in. [32 mm] 3 lbs. [1.4 kg]

2 1/2 in. [64 mm] 3 lbs. [1.4 kg]

= Pressure-treated  
Traité sous pression  
Tratado de presión  
加圧注入





7 ft. x 8 ft.  
[2134 mm x 2438 mm]



8 ft. x 14 ft.  
[2438 mm x 4267 mm]

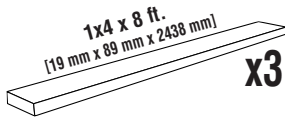


10 ft. x 22 ft.  
[3048 mm x 6706 mm]

1 1/4 in. [32 mm] 5 lbs. [2.3 kg]

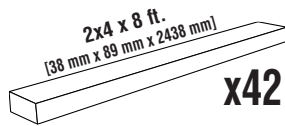
2 1/2 in. [64 mm] 5 lbs. [2.3 kg]

= Pressure-treated  
Traité sous pression  
Tratado de presión  
加压注入



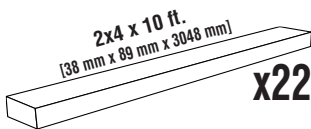
1x4 x 8 ft.  
[19 mm x 89 mm x 2438 mm]

x3



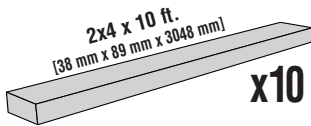
2x4 x 8 ft.  
[38 mm x 89 mm x 2438 mm]

x42



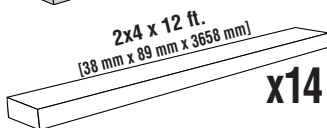
2x4 x 10 ft.  
[38 mm x 89 mm x 3048 mm]

x22



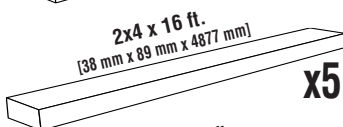
2x4 x 10 ft.  
[38 mm x 89 mm x 3048 mm]

x10



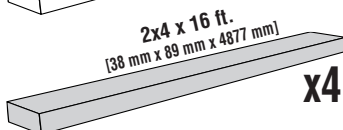
2x4 x 12 ft.  
[38 mm x 89 mm x 3658 mm]

x14



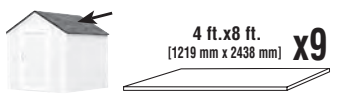
2x4 x 16 ft.  
[38 mm x 89 mm x 4877 mm]

x5



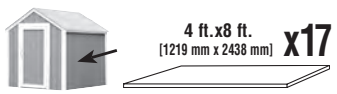
2x4 x 16 ft.  
[38 mm x 89 mm x 4877 mm]

x4



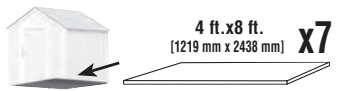
4 ft. x 8 ft.  
[1219 mm x 2438 mm]

x9




4 ft. x 8 ft.  
[1219 mm x 2438 mm]

x17

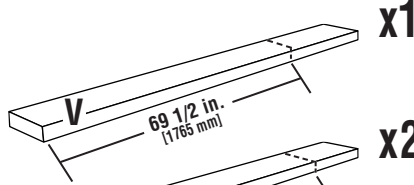


4 ft. x 8 ft.  
[1219 mm x 2438 mm]

x7



1x4 x 8 ft.  
[19 mm x 89 mm x 2438 mm]



69 1/2 in.  
[1765 mm]

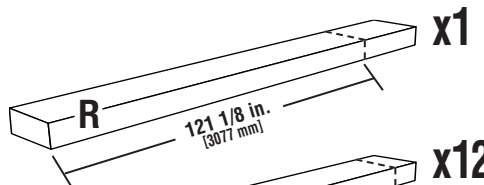
x1



84 1/4 in.  
[2140 mm]

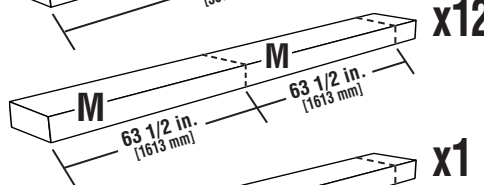
x2

2x4 x 12 ft.  
[38 mm x 89 mm x 3658 mm]



121 1/8 in.  
[3077 mm]

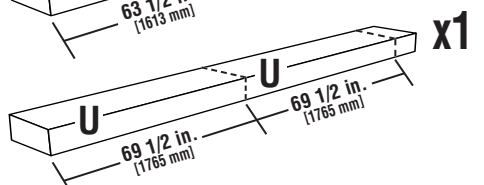
x1



63 1/2 in.  
[1613 mm]

63 1/2 in.  
[1613 mm]

x12



69 1/2 in.  
[1765 mm]

69 1/2 in.  
[1765 mm]

x1

2x4 x 16 ft.  
[38 mm x 89 mm x 4877 mm]



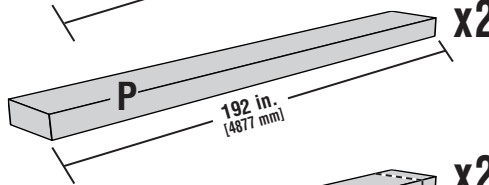
192 in.  
[4877 mm]

x2



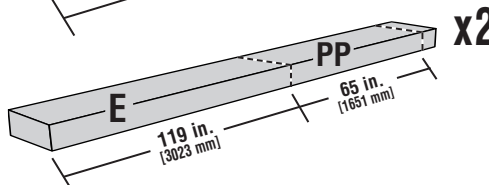
192 in.  
[4877 mm]

x3



192 in.  
[4877 mm]

x2

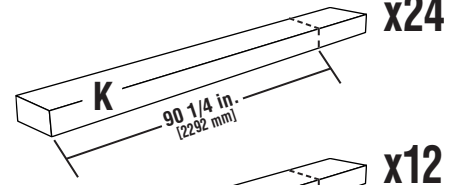


119 in.  
[3023 mm]

65 in.  
[1651 mm]

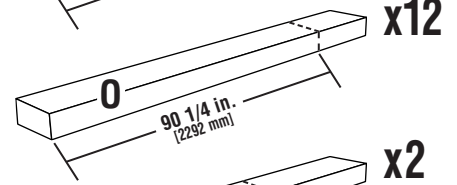
x2

2x4 x 8 ft.  
[38 mm x 89 mm x 2438 mm]



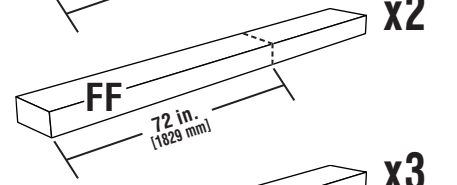
90 1/4 in.  
[2292 mm]

x24



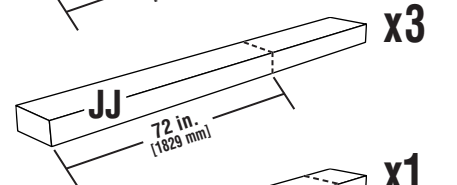
90 1/4 in.  
[2292 mm]

x12



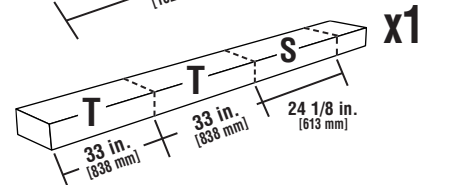
72 in.  
[1829 mm]

x2



72 in.  
[1829 mm]

x3



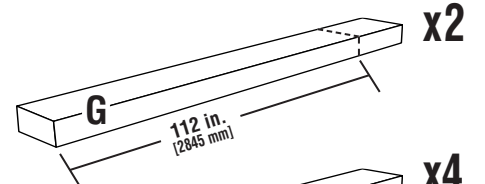
33 in.  
[838 mm]

33 in.  
[838 mm]

24 1/8 in.  
[613 mm]

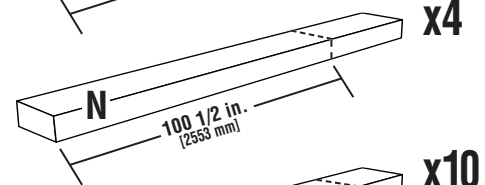
x1

2x4 x 10 ft.  
[38 mm x 89 mm x 3048 mm]



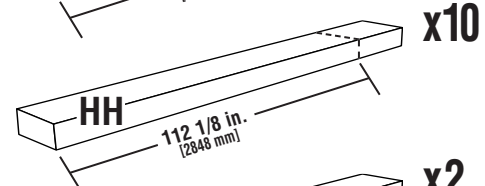
112 in.  
[2845 mm]

x2



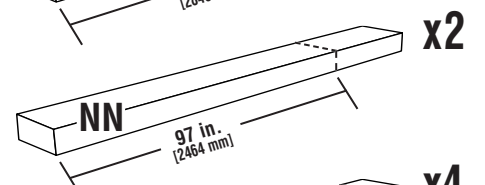
100 1/2 in.  
[2553 mm]

x4



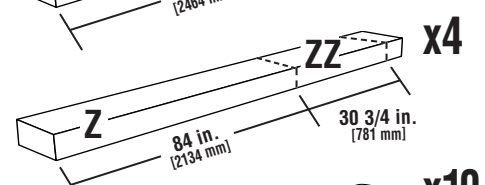
112 1/8 in.  
[2848 mm]

x10



97 in.  
[2464 mm]

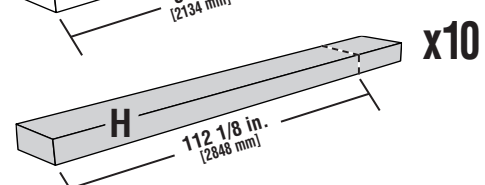
x2



84 in.  
[2134 mm]

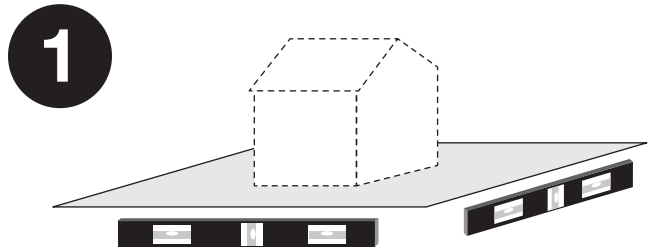

30 3/4 in.  
[781 mm]

x4



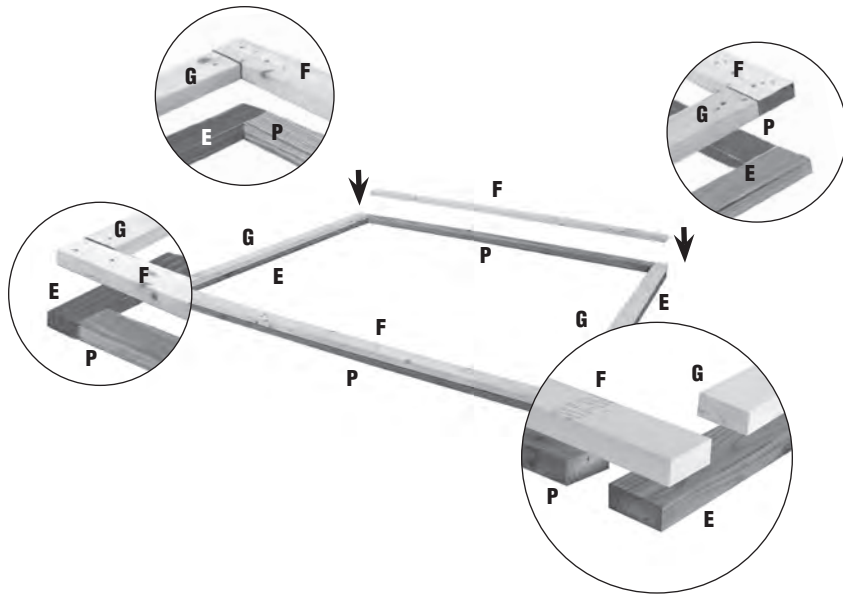
112 1/8 in.  
[2848 mm]

x10

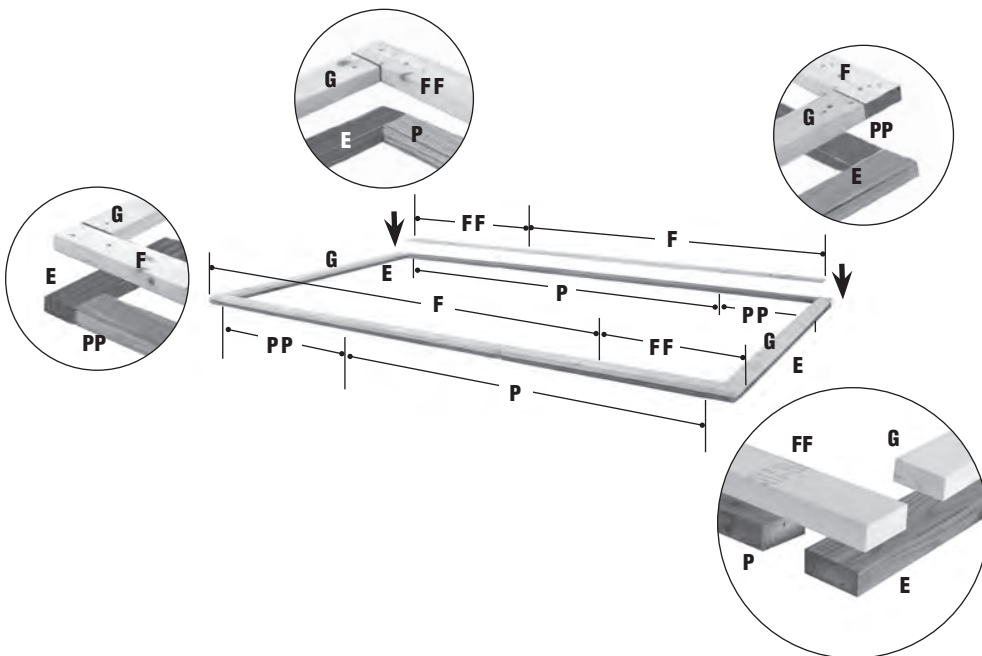


**2**

**7 ft. x 8 ft.** [2134 mm x 2438 mm]   
 **8 ft. x 14 ft.** [2438 mm x 4267 mm]   
 **10 ft. x 22 ft.** [3048 mm x 6706 mm]




~~**7 ft. x 8 ft.** [2134 mm x 2438 mm]~~   
 ~~**8 ft. x 14 ft.** [2438 mm x 4267 mm]~~   
 ~~**10 ft. x 22 ft.** [3048 mm x 6706 mm]~~



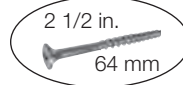

**3**


**1.**



Square the base  
 Mettre la base à l'équerre  
 Marque la base  
 基部を四角にします

**2.**

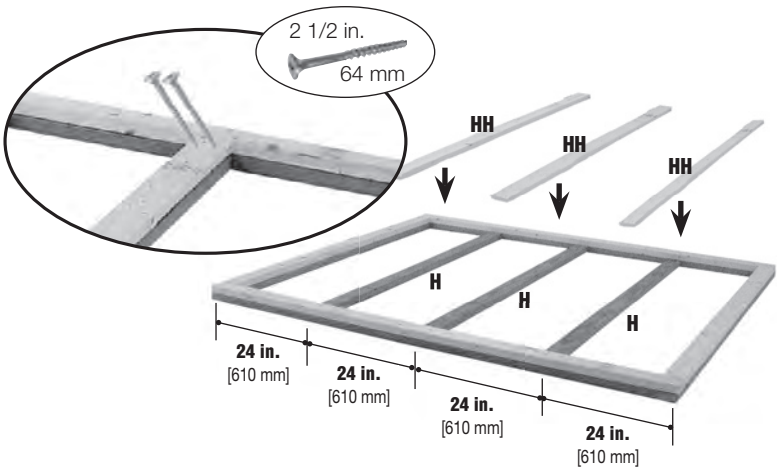


	
<b>7 ft. x 8 ft.</b> [2134 mm x 2438 mm]	30
<b>8 ft. x 14 ft.</b> [2438 mm x 4267 mm]	40
<b>10 ft. x 22 ft.</b> [3048 mm x 6706 mm]	54


**4**

**7 ft. x 8 ft.** [2134 mm x 2438 mm]    **8 ft. x 14 ft.** [2438 mm x 4267 mm]    **10 ft. x 22 ft.** [3048 mm x 6706 mm]


H =	3	6	10
HH =	3	6	10
 =	24	48	80




**5**

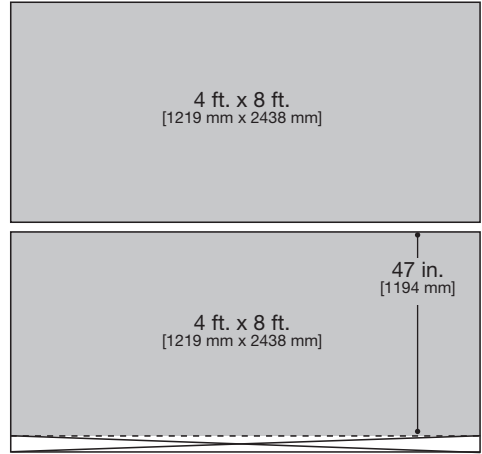
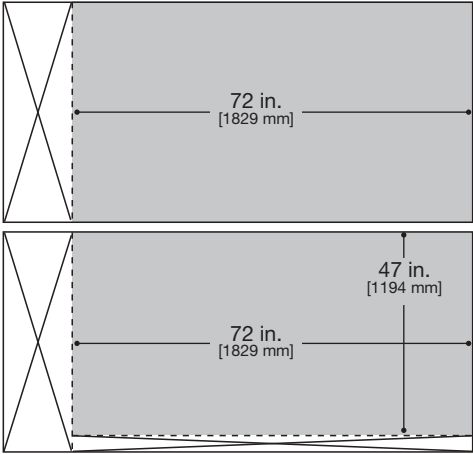
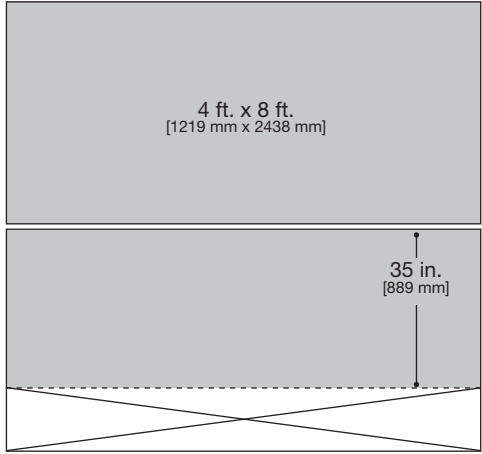


**2 1/2 in. 64 mm**

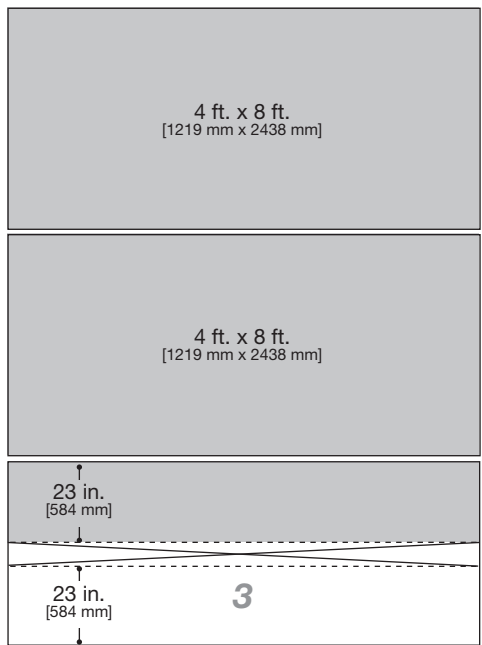
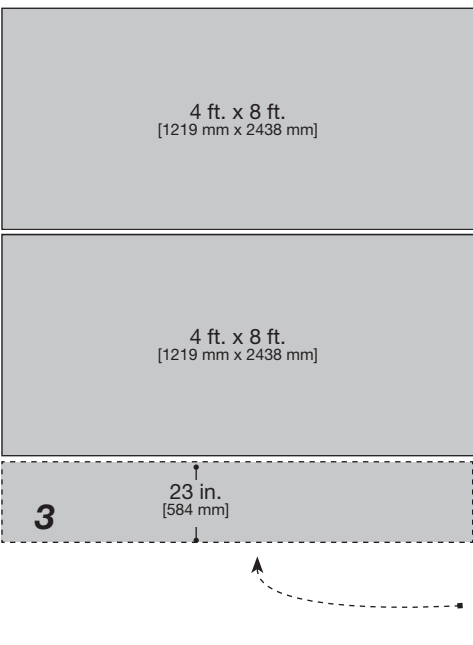
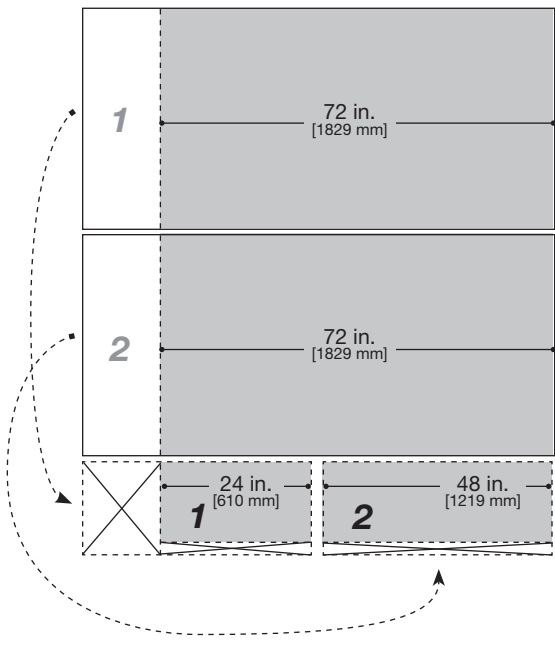


**7 ft. x 8 ft.** [2134 mm x 2438 mm]  = 39

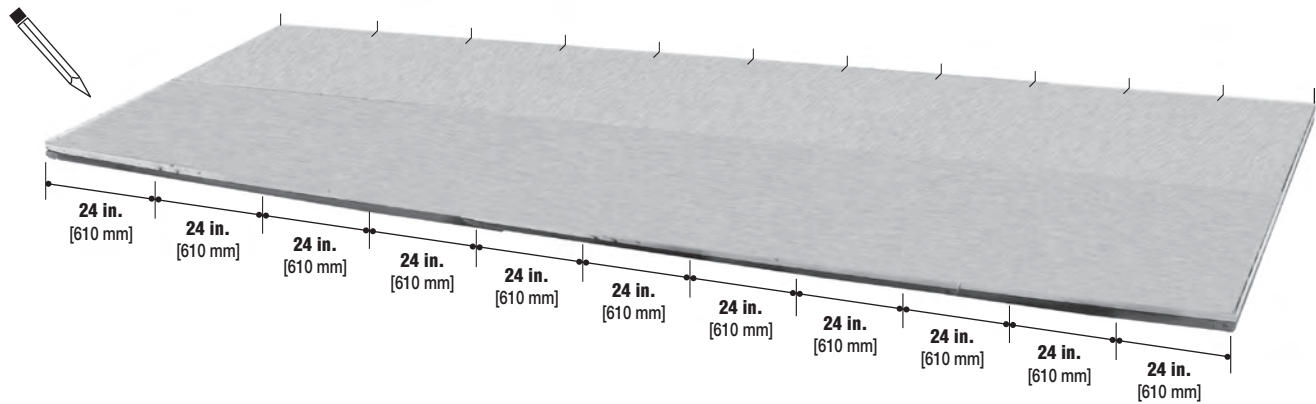

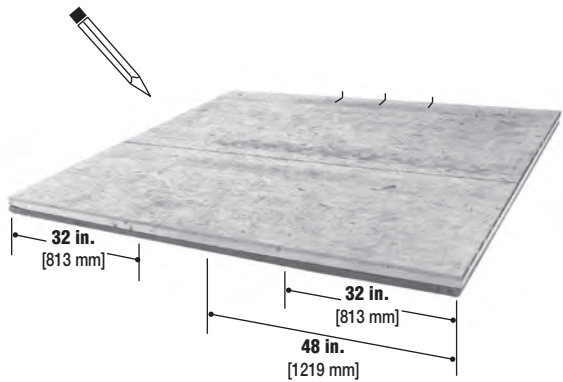

**8 ft. x 14 ft.** [2438 mm x 4267 mm]  = 78



**10 ft. x 22 ft.** [3048 mm x 6706 mm]  = 164




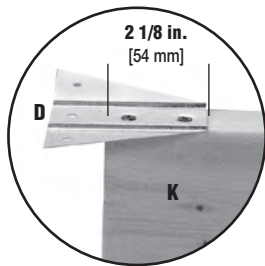
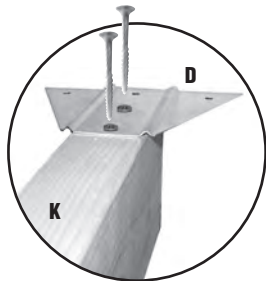
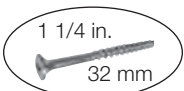
# 6



# 7



K =            10                    16                    24






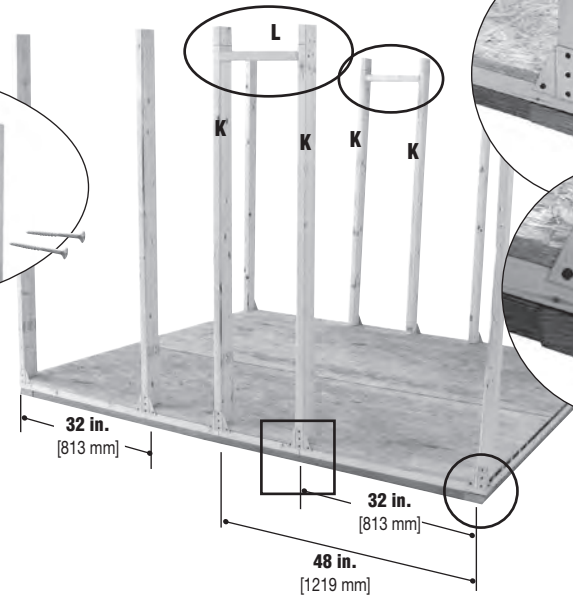

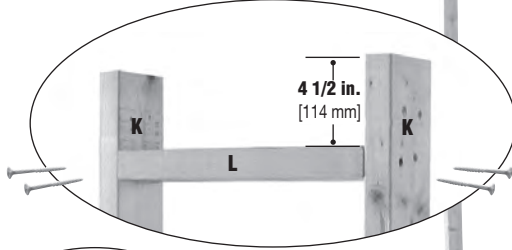

8

7 ft. x 8 ft.  
[2134 mm x 2438 mm]

8 ft. x 14 ft.  
[2438 mm x 4267 mm]

10 ft. x 22 ft.  
[3048 mm x 6706 mm]

K = 10



1.

2.

7 ft. x 8 ft.  
[2134 mm x 2438 mm]


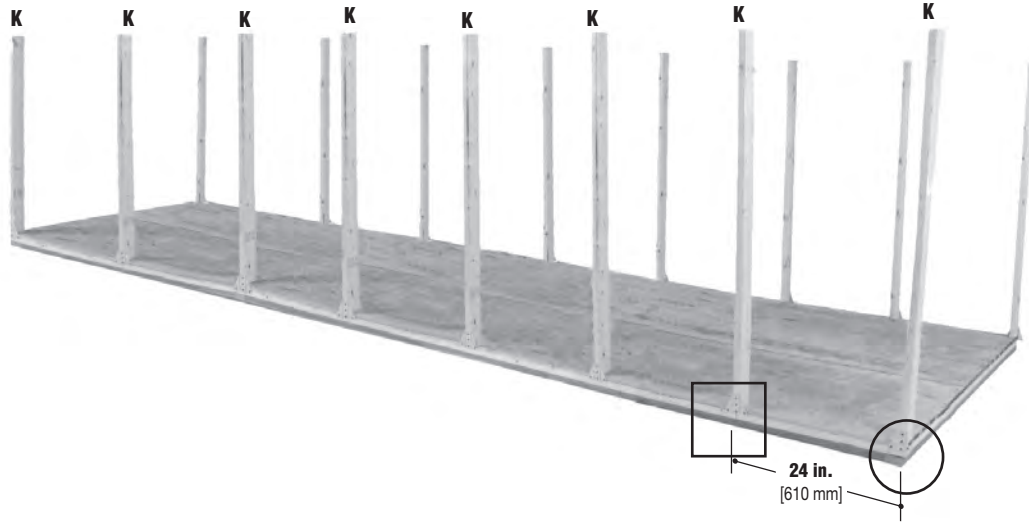
8 ft. x 14 ft.  
[2438 mm x 4267 mm]

10 ft. x 22 ft.  
[3048 mm x 6706 mm]

K =

16

24



1.

2.

9

7 ft. x 8 ft.  
[2134 mm x 2438 mm]

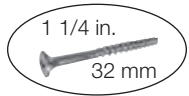
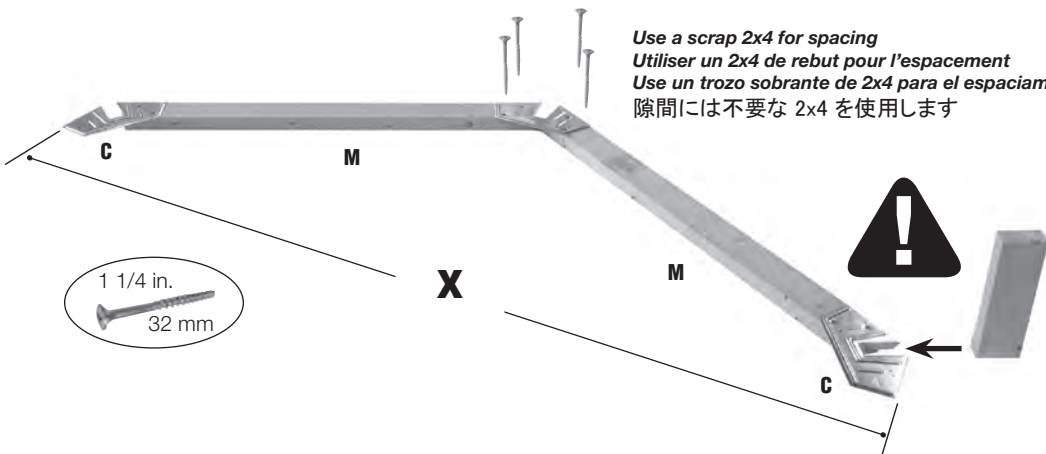
8 ft. x 14 ft.  
[2438 mm x 4267 mm]

10 ft. x 22 ft.  
[3048 mm x 6706 mm]



X = 83 in.  
[2108mm]

95 in.  
[2413mm]

119 in.  
[3023mm]




Use a scrap 2x4 for spacing  
Utiliser un 2x4 de rebut pour l'espacement  
Use un trozo sobrante de 2x4 para el espaciamento  
隙間には不要な 2x4 を使用します



10

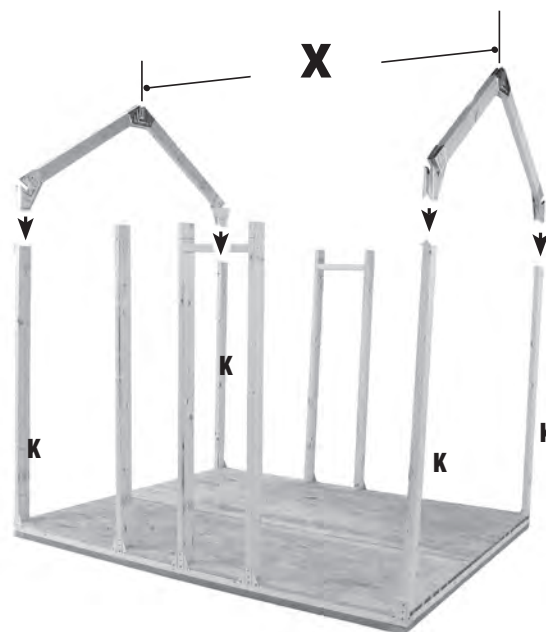
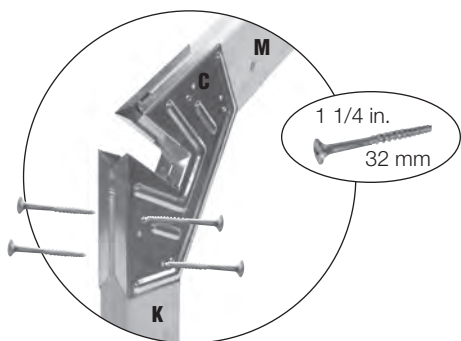
Repeat **step 9** on opposite side  
Répéter l'étape 9 sur le côté opposé  
Repita el paso 9 en el lado opuesto  
反対側もステップ 9 を繰り返します



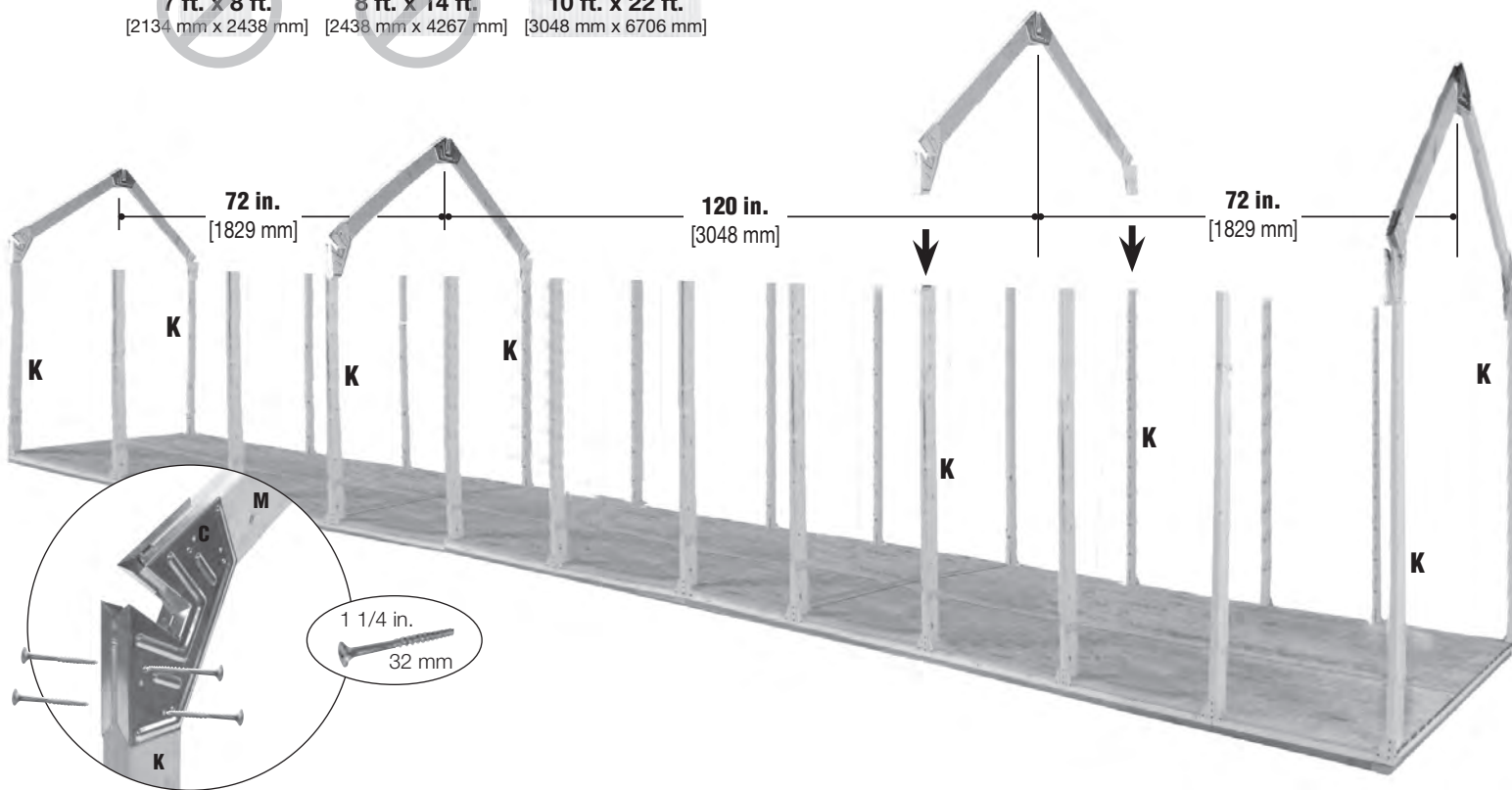
11

~~7 ft. x 8 ft.~~ [2134 mm x 2438 mm]    ~~8 ft. x 14 ft.~~ [2438 mm x 4267 mm]    ~~10 ft. x 22 ft.~~ [3048 mm x 6706 mm]

X = 96 in. [2438 mm]    168 in. [4267 mm]




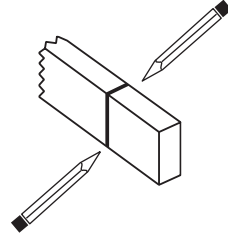
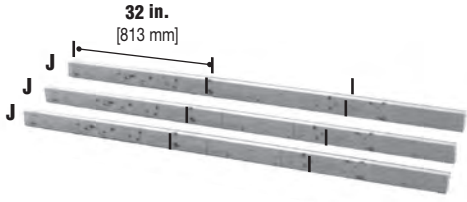
~~7 ft. x 8 ft.~~ [2134 mm x 2438 mm]    ~~8 ft. x 14 ft.~~ [2438 mm x 4267 mm]    ~~10 ft. x 22 ft.~~ [3048 mm x 6706 mm]




12

7 ft. x 8 ft. [2134 mm x 2438 mm] ~~8 ft. x 14 ft. [2438 mm x 4267 mm]~~ ~~10 ft. x 22 ft. [3048 mm x 6706 mm]~~

~~7 ft. x 8 ft. [2134 mm x 2438 mm]~~ ~~8 ft. x 14 ft. [2438 mm x 4267 mm]~~ ~~10 ft. x 22 ft. [3048 mm x 6706 mm]~~


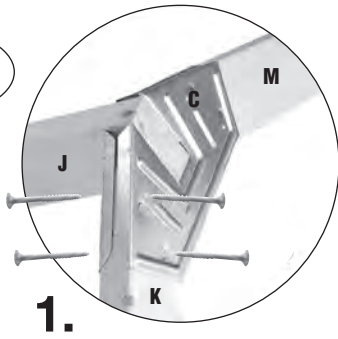
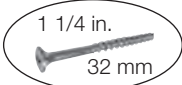


~~7 ft. x 8 ft. [2134 mm x 2438 mm]~~ ~~8 ft. x 14 ft. [2438 mm x 4267 mm]~~ ~~10 ft. x 22 ft. [3048 mm x 6706 mm]~~

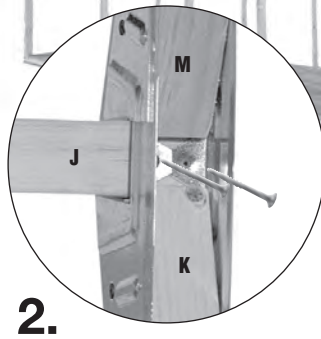
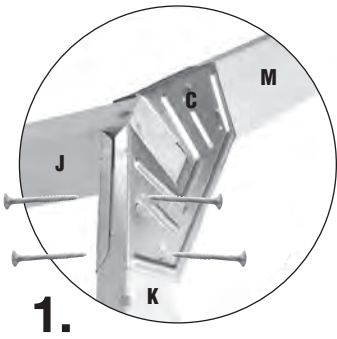
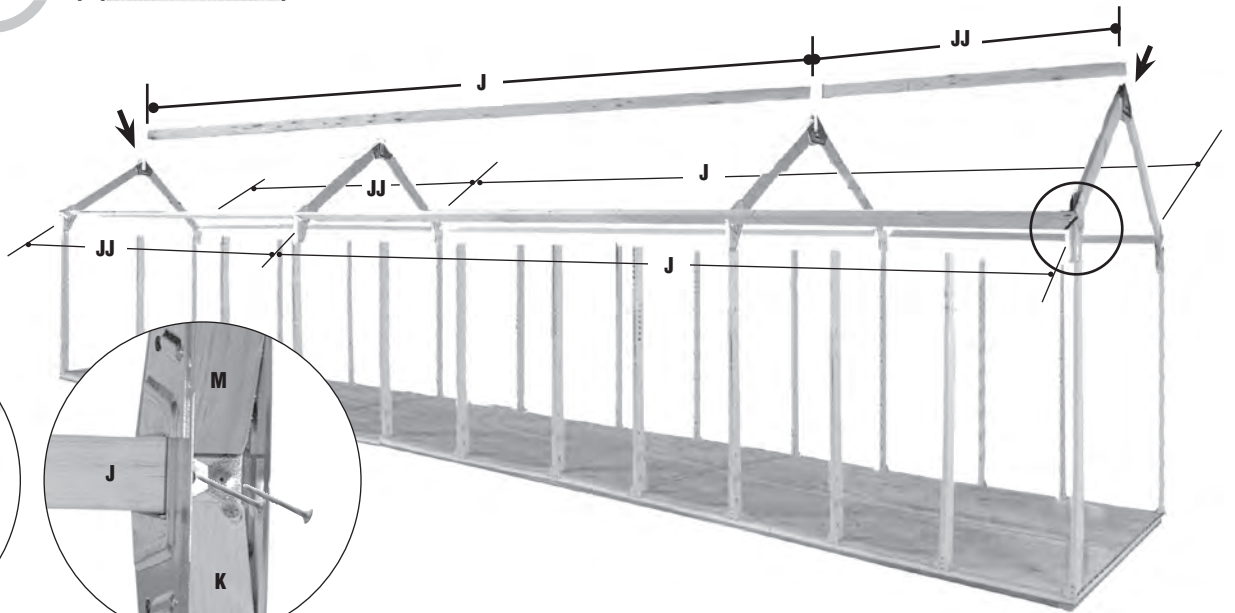
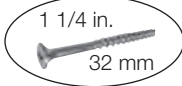


13

7 ft. x 8 ft. [2134 mm x 2438 mm] 8 ft. x 14 ft. [2438 mm x 4267 mm] ~~10 ft. x 22 ft. [3048 mm x 6706 mm]~~

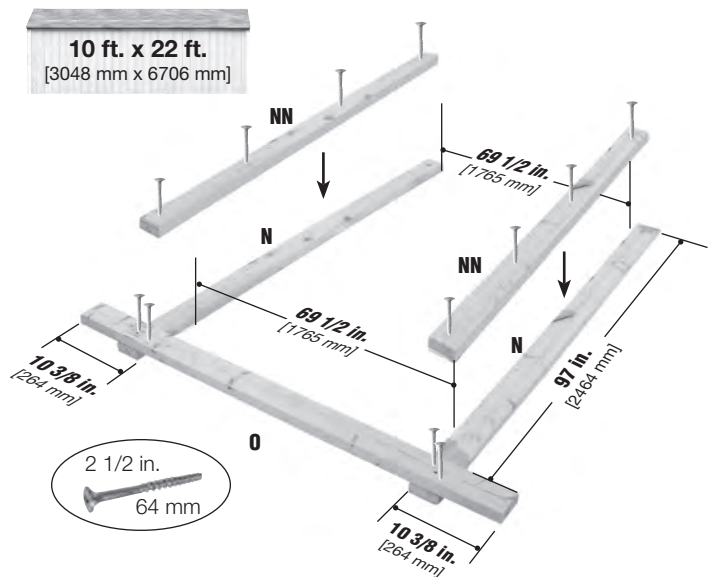
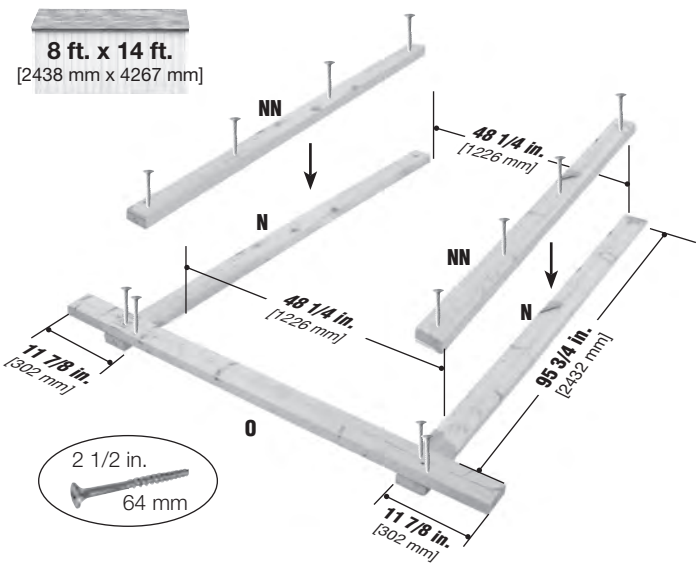
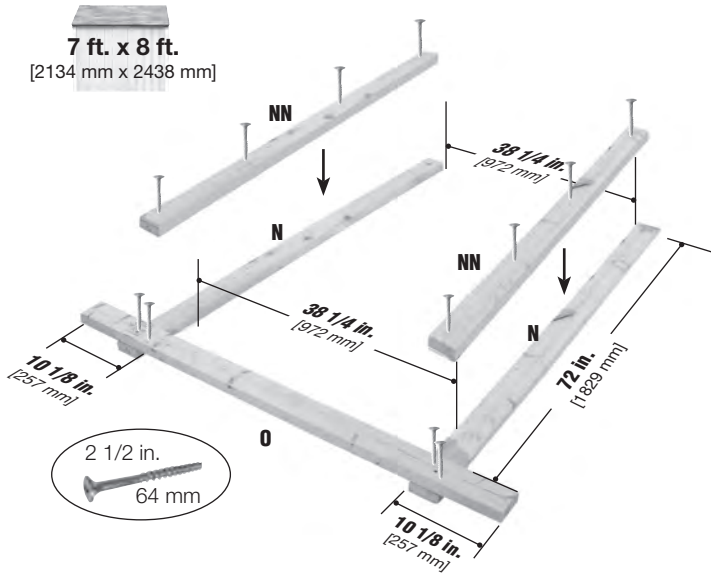


~~7 ft. x 8 ft. [2134 mm x 2438 mm]~~ ~~8 ft. x 14 ft. [2438 mm x 4267 mm]~~ ~~10 ft. x 22 ft. [3048 mm x 6706 mm]~~



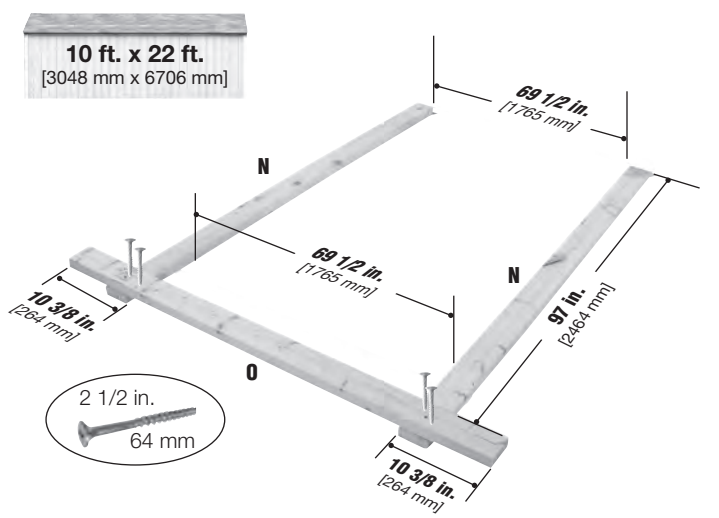
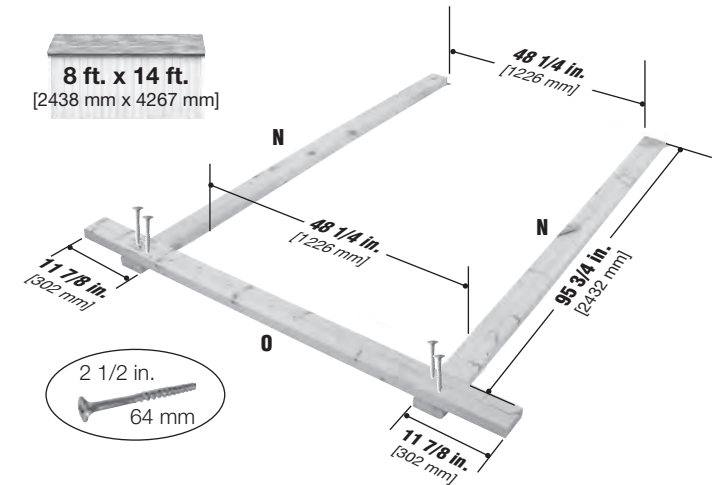
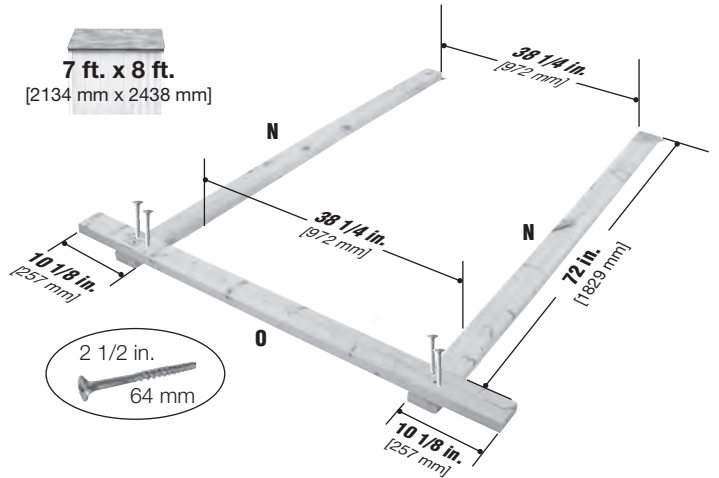
# 14

## DOOR JAMB MONTANT DE PORTE MARCO INTERIOR DE LA PUERTA ドア枠



# 15

## BACK WALL MUR ARRIERE PARED POSTERIOR 後壁

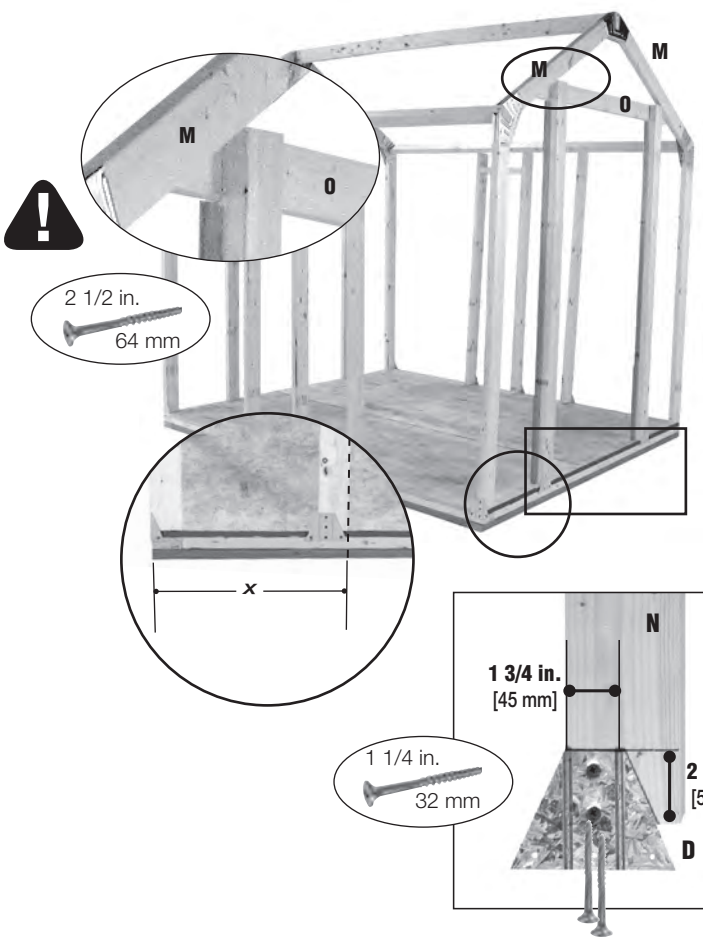


16

<b>7 ft. x 8 ft.</b> [2134 mm x 2438 mm]	<b>8 ft. x 14 ft.</b> [2438 mm x 4267 mm]	<b>10 ft. x 22 ft.</b> [3048 mm x 6706 mm]
---	--	---

X =	← 22 3/8 in. → [568 mm]	← 23 3/8 in. → [594 mm]	← 24 3/4 in. → [629 mm]
-----	----------------------------	----------------------------	----------------------------

**DOOR JAMB**  
**MONTANT DE PORTE**  
**MARCO INTERIOR DE LA PUERTA**  
ドア枠

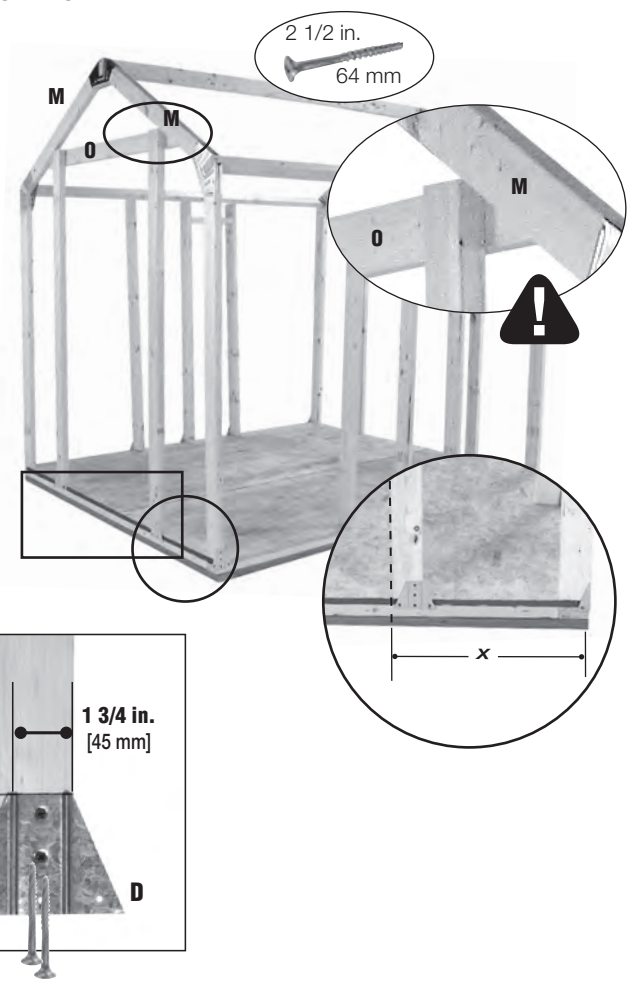


17

<b>7 ft. x 8 ft.</b> [2134 mm x 2438 mm]	<b>8 ft. x 14 ft.</b> [2438 mm x 4267 mm]	<b>10 ft. x 22 ft.</b> [3048 mm x 6706 mm]
---	--	---

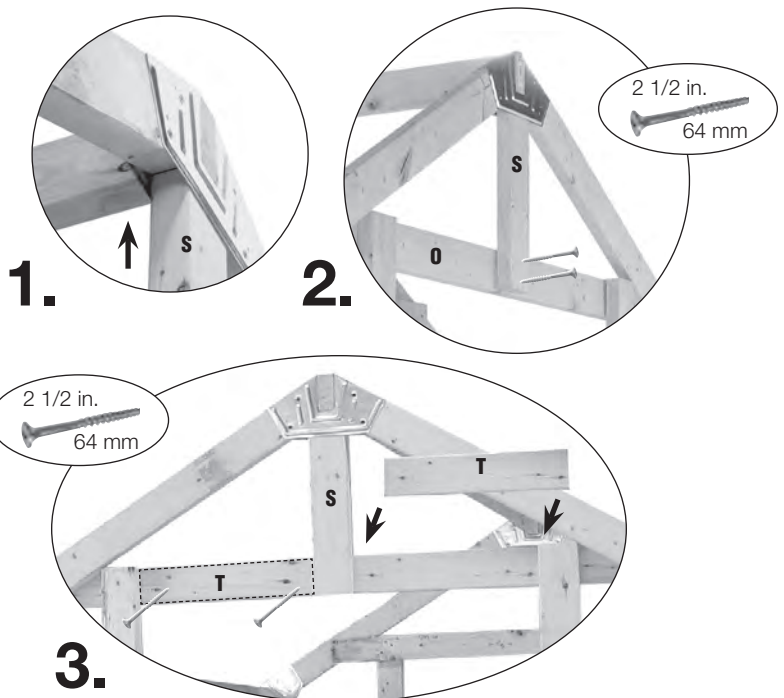
X =	← 22 3/8 in. → [568 mm]	← 23 3/8 in. → [594 mm]	← 24 3/4 in. → [629 mm]
-----	----------------------------	----------------------------	----------------------------

**BACK WALL**  
**MUR ARRIÈRE**  
**PARED POSTERIOR**  
後壁



18

**DOOR JAMB**  
**MONTANT DE PORTE**  
**MARCO INTERIOR DE LA PUERTA**  
ドア枠

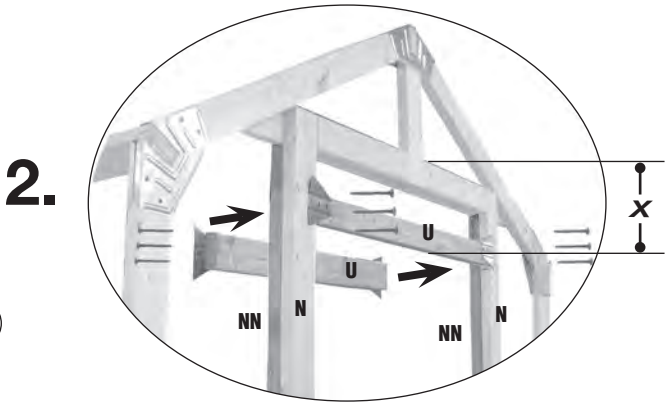
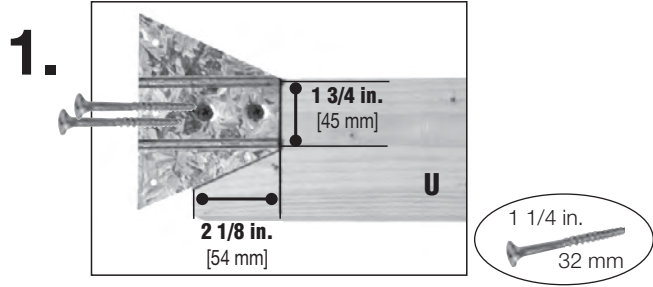


19

7 ft. x 8 ft. [2134 mm x 2438 mm] 8 ft. x 14 ft. [2438 mm x 4267 mm] 10 ft. x 22 ft. [3048 mm x 6706 mm]

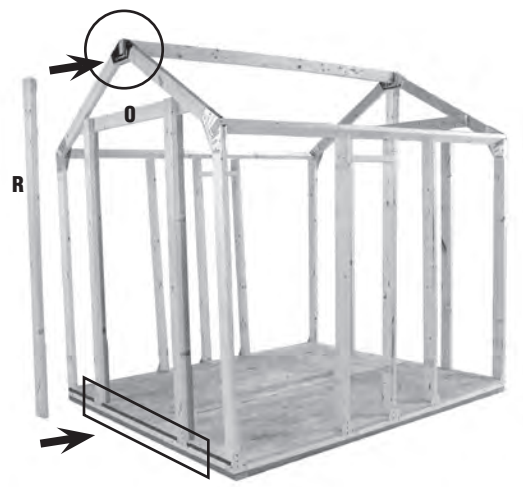
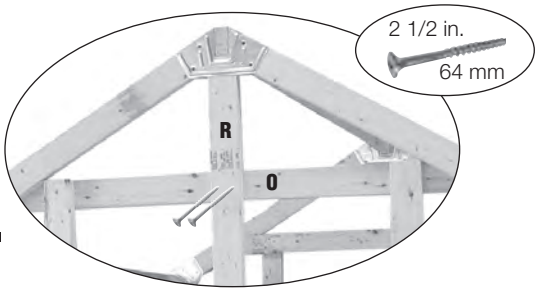

DOOR JAMB  
MONTANT DE PORTE  
MARCO INTERIOR DE LA PUERTA  
ドア枠

X = 14.25 in. [362 mm] 15.5 in. [394 mm]



20

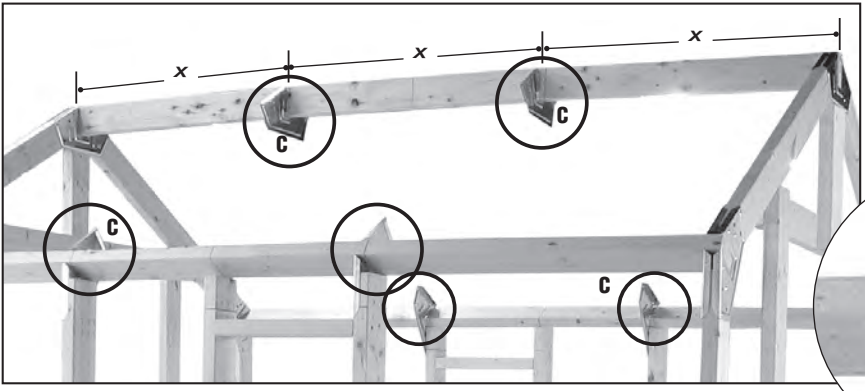

BACK WALL  
MUR ARRIÈRE  
PARED POSTERIOR  
後壁




21

7 ft. x 8 ft. [2134 mm x 2438 mm] 8 ft. x 14 ft. [2438 mm x 4267 mm] 10 ft. x 22 ft. [3048 mm x 6706 mm]

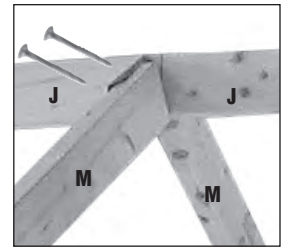
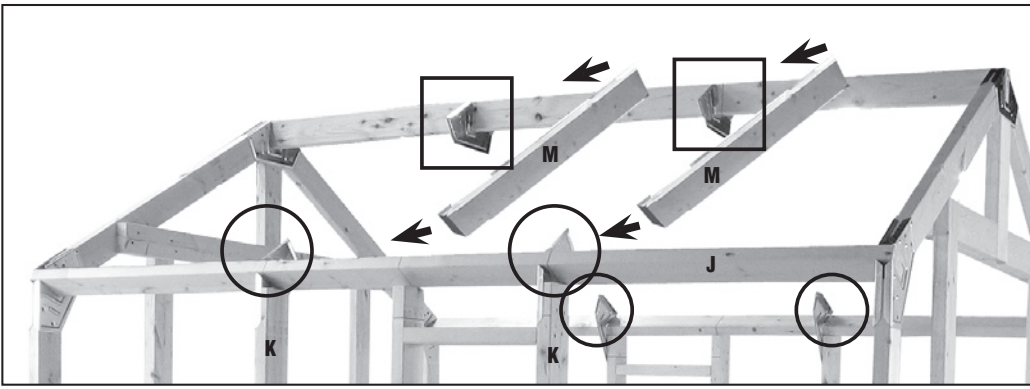
C = 6 18 30  
X = 32 in. [813 mm] 24 in. [610 mm] 24 in. [610 mm]



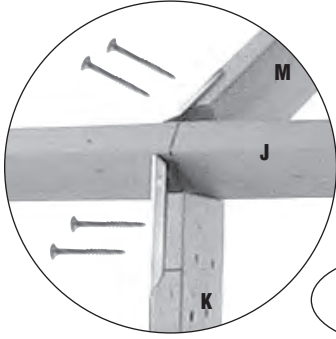
Position bracket edge at pre-marked line  
Positionner le rebord du support à la ligne pré-marquée  
Coloque el borde de la abrazadera en la línea pre-marcada  
あらかじめついている線に取付金具の端をそろえます




22




1.



2.

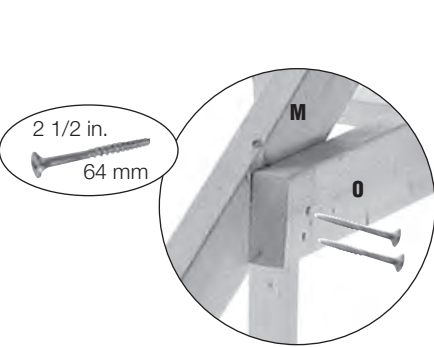


3.

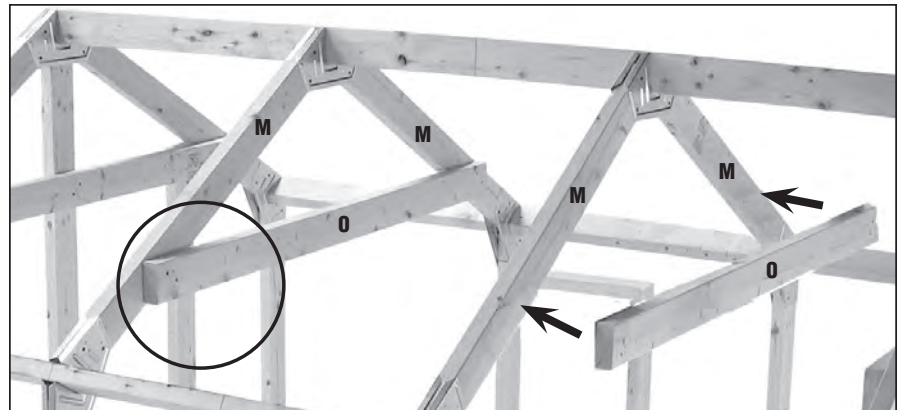


1 1/4 in.  
32 mm

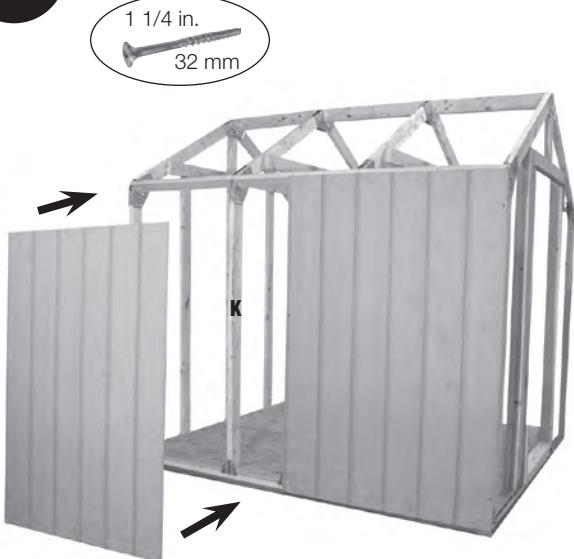
23



2 1/2 in.  
64 mm



24



1 1/4 in.  
32 mm




25



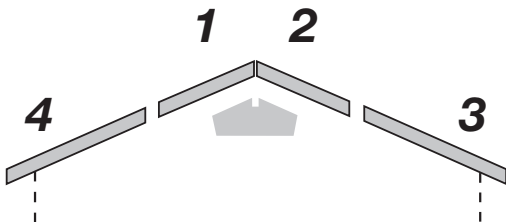
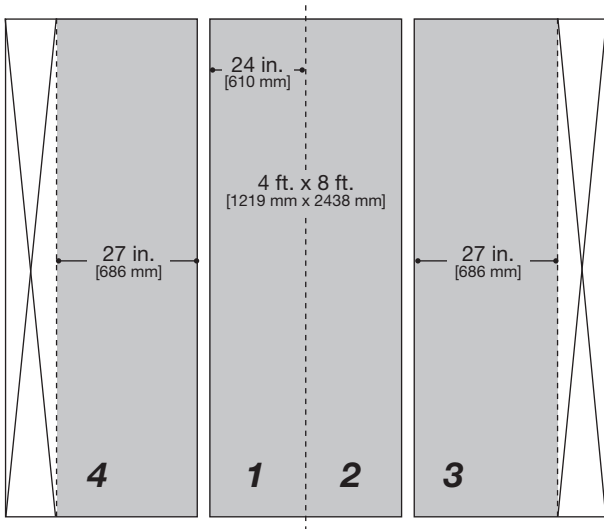
1 1/4 in.  
32 mm

Flush with DOOR JAMB (N)  
A effleurement avec LE MONTANT DE PORTE (N)  
Instale al ras con EL MARCO INTERIOR DE LA PUERTA (N)  
ドア枠にピッタリと揃うようにします (N)

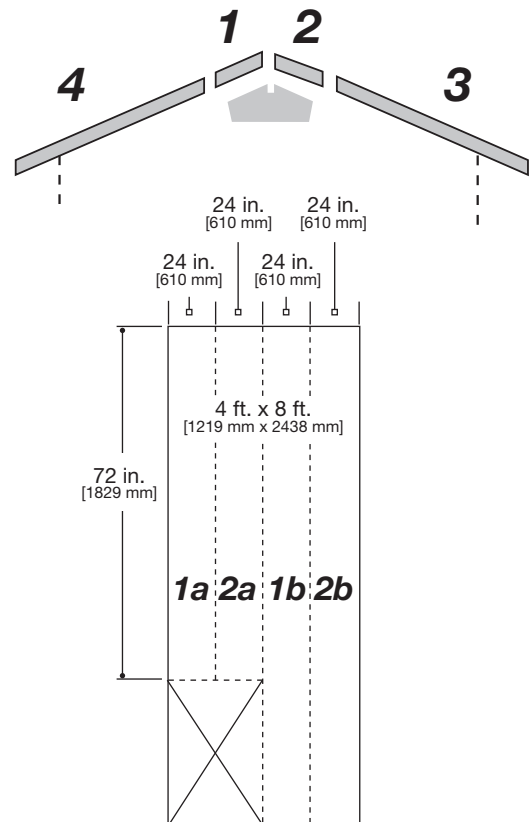
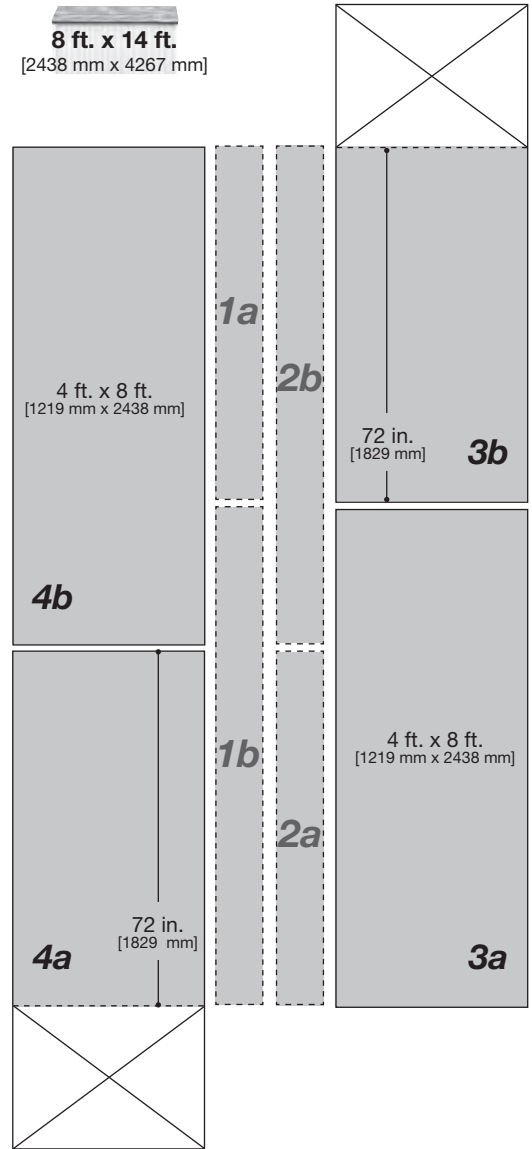
26



7 ft. x 8 ft.  
[2134 mm x 2438 mm]

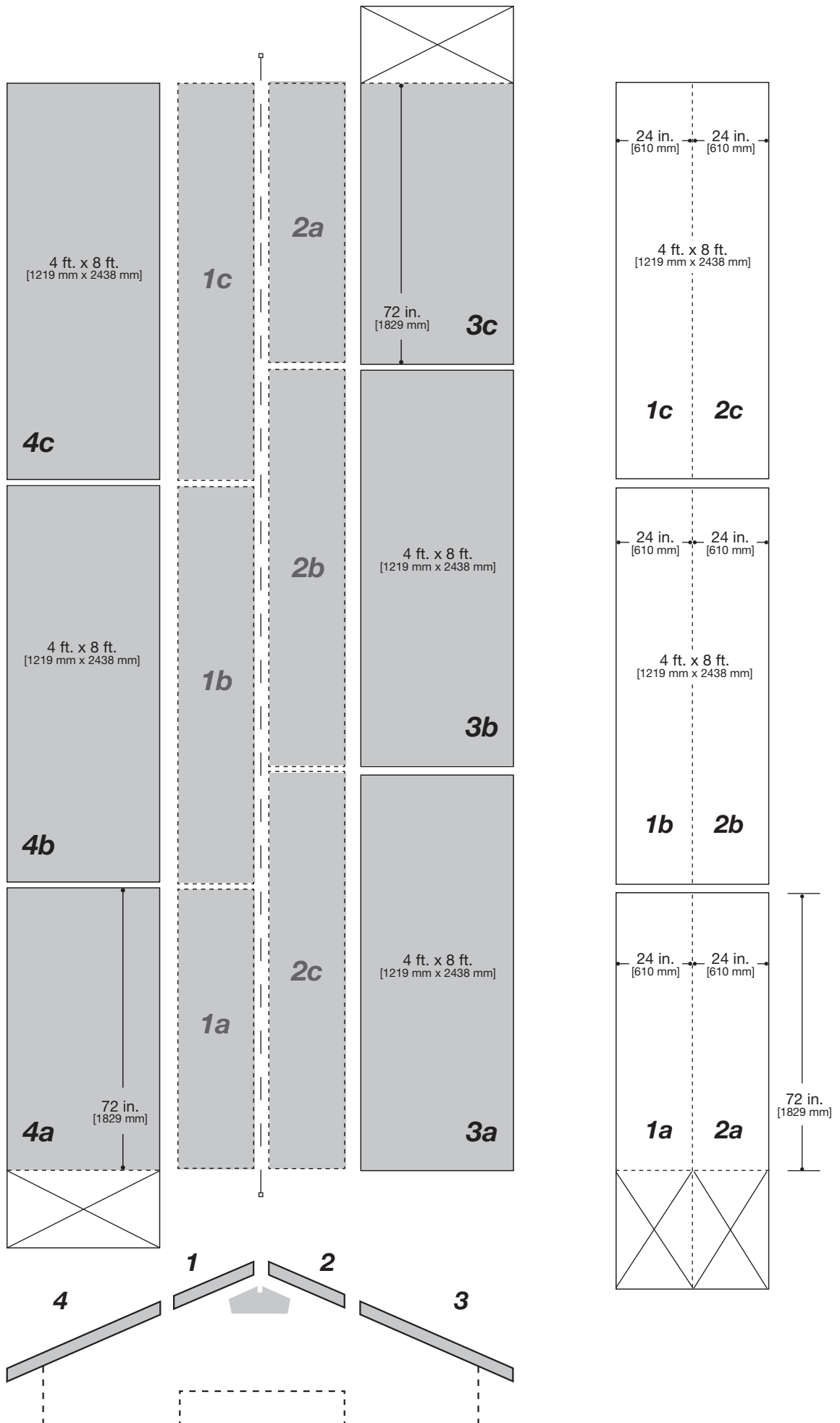


8 ft. x 14 ft.  
[2438 mm x 4267 mm]





**10 ft. x 22 ft.**  
[3048 mm x 6706 mm]



**27**

**7 ft. x 8 ft.**  
[2134 mm x 2438 mm]

**8 ft. x 14 ft.**  
[2438 mm x 4267 mm]

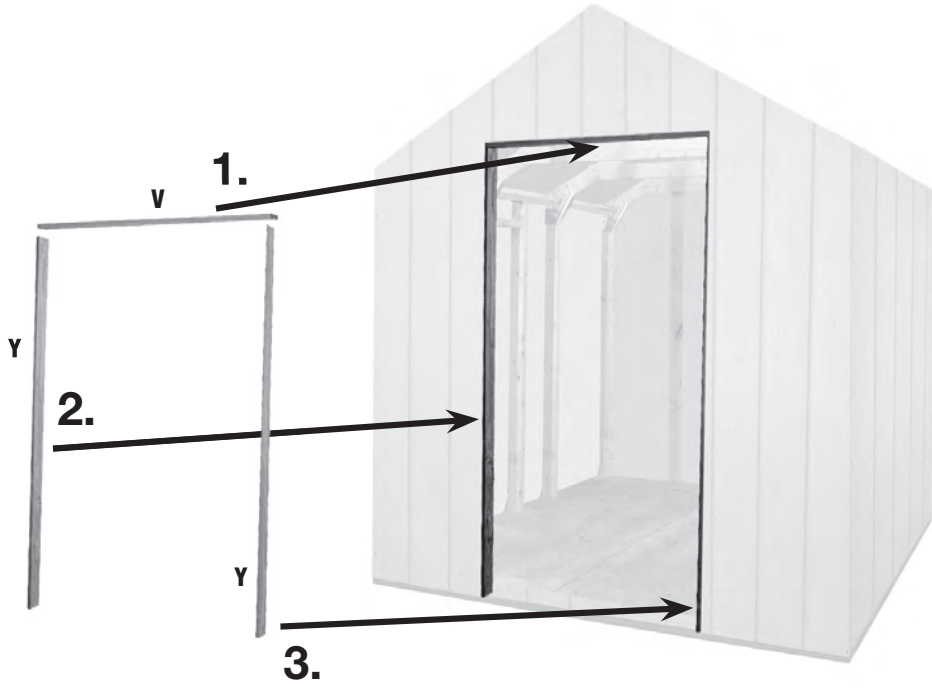
**10 ft. x 22 ft.**  
[3048 mm x 6706 mm]



14

14

18



**28**

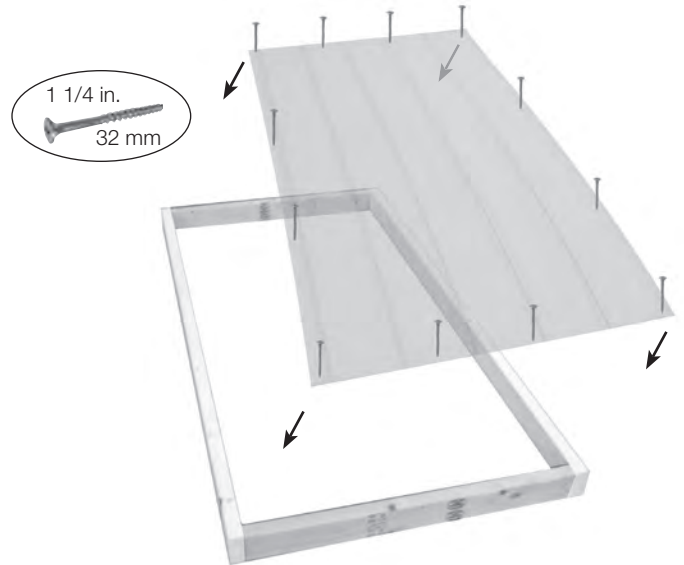
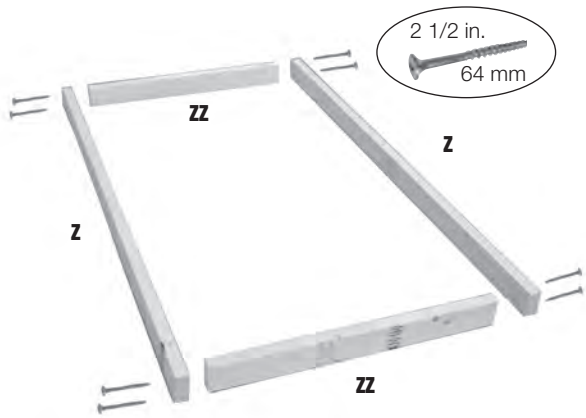
**7 ft. x 8 ft.**  
[2134 mm x 2438 mm]

**8 ft. x 14 ft.**  
[2438 mm x 4267 mm]

**10 ft. x 22 ft.**  
[3048 mm x 6706 mm]



**DOOR**  
**PORTE**  
**PUERTA**  
**ドア**



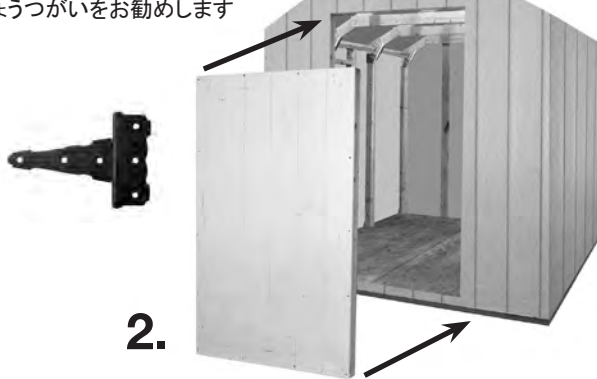
29

Add optional trim, if desired, before hanging door.  
Ajouter la garniture optionnelle, si désiré, avant d'accrocher la porte.  
Agregue el borde opcional, si lo desea, antes de colgar la puerta.  
ドアを取り付ける前に、お好みでオプションのトリム (装飾) を取り付けます

No Trim  
Pas de garniture  
Sin borde  
トリム (装飾) なし



*T-hinge recommended*  
*Charnières en T recommandées*  
*Se recomienda bisagra en T*  
T型ちょうつがいをお勧めします



Optional Trim  
Garniture optionnelle  
Borde opcional  
オプションのトリム



*T-hinge recommended*  
*Charnières en T recommandées*  
*Se recomienda bisagra en T*  
T型ちょうつがいをお勧めします



30

Add roof and trim materials and door hardware if desired.  
Ajouter les matériaux de toit et de garniture et la quincaillerie de porte si désiré.  
Agregue los materiales para el techo y el borde y la herrajería para puertas si lo desea.  
屋根材、トリム (装飾)、およびドア金具をお好みで取り付けます。



**HOPKINS**  
www.2x4basics.com

428 Peyton St.  
Emporia, KS 66801  
800-524-1458

**2x4basics**<sup>®</sup>  
**Make it AnySize**<sup>™</sup>

**www. 2x4basics .com**<sup>®</sup>

